

# INCIDENT STATISTICS STATISTICAL HIGHLIGHTS 2018-19

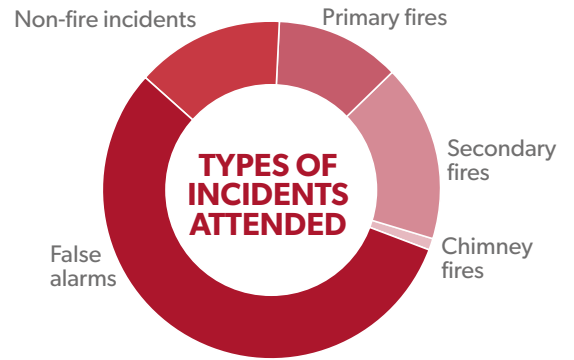


SCOTTISH  
FIRE AND RESCUE SERVICE  
Working together for a safer Scotland

## INCIDENTS 92,432



total number of incidents attended in 2018-19



TYPE OF INCIDENT	PERCENTAGE
FALSE ALARMS	57.1%
NON-FIRE INCIDENTS	14.0%
PRIMARY FIRES	11.3%
SECONDARY FIRES	16.9%
CHIMNEY FIRES	0.7%

## FIRES

TOTAL NUMBER OF FIRES ATTENDED IN 2018-19



10,450 PRIMARY FIRES  
15,635 SECONDARY FIRES


## CASUALTIES

45 FATAL CASUALTIES FROM FIRES IN SCOTLAND IN 2018-19



1,191


NON-FATAL FIRE CASUALTIES IN 2018-19



In 2018-19 the fire fatality rate in Scotland was **8.3 per million population**

## NON-FIRE INCIDENTS

12,936 non-fire incidents in 2018-19



## FALSE ALARMS



52,770  
57.1% of all incidents attended in 2018-19

### Background

The full statistical publication is available at <http://www.firescotland.gov.uk/about-us/fire-and-rescue-statistics.aspx>

### Correspondence and enquiries

For enquiries about this publication please contact: [National.Statistics@firescotland.gov.uk](mailto:National.Statistics@firescotland.gov.uk)